

Assembly Point Sign

JALITE AAA photoluminescent material. Simply brilliant! A life may depend on it!



Engineered for life safety!


WHERE IS YOUR ASSEMBLY POINT

JALITE AAA photoluminescent assembly point signs will enable evacuees to report to their designated assembly point in a quick and timely order. This allows attendance to be checked and any missing persons reported to fire fighters immediately.

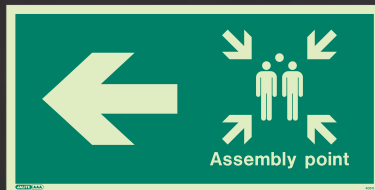


After leaving the nearest fire exit do you know where your assembly point is, using Jalite's directional assembly point signs will show you the way...

ASSEMBLY POINT IDENTIFICATION & DIRECTIONAL ASSEMBLY POINT SIGNS



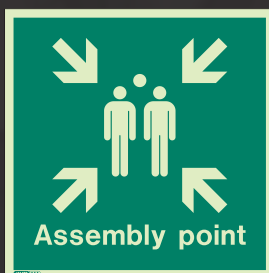
4050I Size: 200 x 400mm



4051I Size: 200 x 400mm



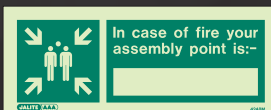
4997Q Size: 300 x 300mm



4128Q Size: 300 x 300mm



4128D
Size: 150 x 200mm



4248M Size: 80 x 200mm
4248N Size: 50 x 150mm

JALITE the obvious choice for professionals who are serious about safety.



The benchmark code of practice for the application of escape route signs 'BS5499-4: 2013' states that every designated escape route should lead to a place of safety. A place of safety should not be provided with escape route signs but may be provided with a sign indicating "assembly point". The location of the evacuation assembly point should not be indicated until the final exit on the escape route has been passed. If the position of the assembly point is not clear on leaving the final exit, safety signs with supplementary direction arrows should be provided to indicate the location of the assembly point. Assembly point signs should be designed in accordance with BS ISO 3864-1/3/4 and incorporate graphical symbol "assembly point" BS EN ISO 7010 E007.