


Photoluminescent Edge Markers

Manufactured on JALITE AAA photoluminescent material. Simply brilliant! A life may depend on it!



Engineered for life safety!

PHOTOLUMINESCENT EDGETRIM MARKERS




Code: **SBYA900K12**

Kit contains: 12 x 1.2m lengths of photoluminescent aluminium edge markers.

Photoluminescent Edge Markers



Normal Lighting Conditions



Power Failure Lighting Conditions

NEW! Constructed from Aluminium with a highly durable epoxy coating encapsulating unique photoluminescent technology.

The dual functionality of the Edgetrim marker enables occupants to identify hazards in ordinary lighting conditions, but when plunged into total darkness the hazards still remain visible with the unique Jalite Photoluminescent technology, engineered for life safety!

Typical Environments: Car Parks, Warehouses, Factories, Industrial Units etc. can be mounted both vertically and horizontally.

Designed to provide identification and protection to constructional components within a variety of environments.

Building owners protect your assets from costly repairs caused by day to day knocks and scrapes.

With a traditional chevron warning design the Edgetrim marker ensures ultimate comprehensibility of specific hazards, not only in normal lighting conditions but in total darkness too!


Meet the requirements of your risk assessment where hazard identification is required.

With exceptional luminance performance, being in excess of 3 times the industry standard, this is the obvious choice for professionals who are serious about safety!

Easy Installation! - Simply use construction grade adhesive. Edgetrim Markers can be joined for continuous identification either horizontally or vertically.



Normal Lighting Conditions



Power Failure Lighting Conditions

The obvious choice for professionals who are serious about safety!

Contact us now for more information...